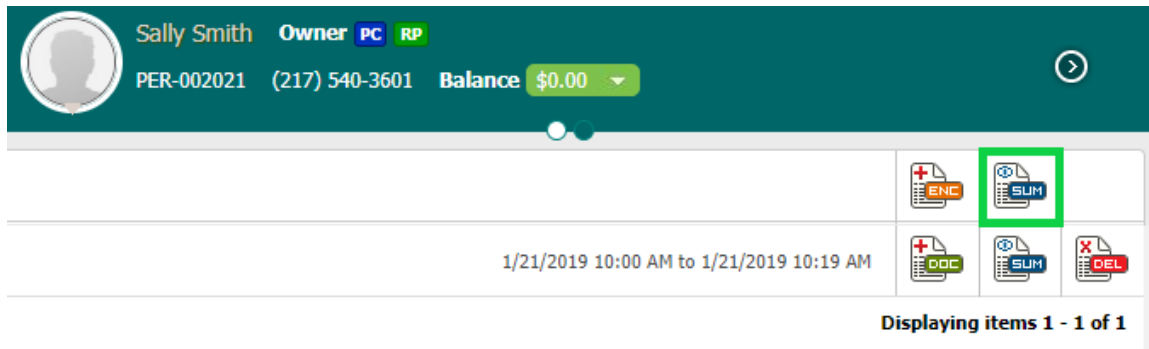


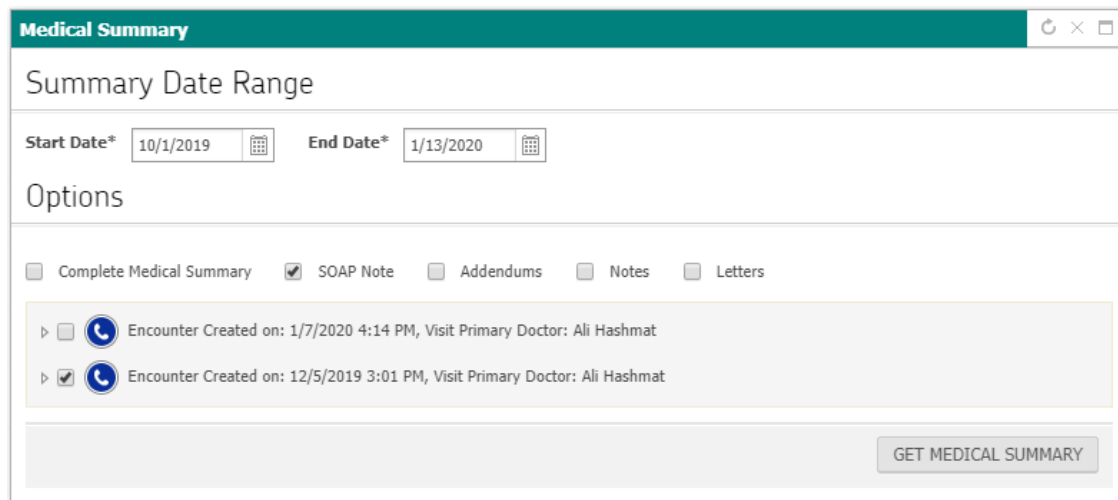
## Email Options in NaVetor! *New!*

We have added email functionality to several different spots within NaVetor.

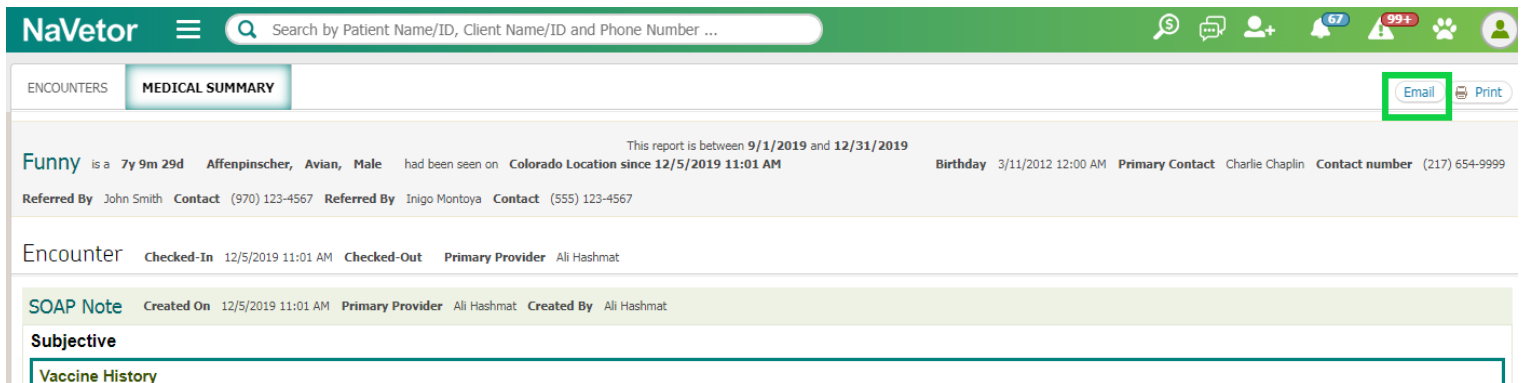
From the Encounters screen, click on Medical Summary:



Select your date range, and then select the encounter you want the summary for.



When the summary displays, you'll have the option for Email in the upper right-hand corner.



When selecting Email, the following box will appear:

**Email** 🔄 ✕ 🗑️

Jack Abbott (Owner) RP PC

jack.abbott@navetor.com

angela.abbott@navetor.com

Additional Emails\*\*

\*\* Add multiple emails, semicolon ";" separated.

Subject\*

Note

If there are multiple owners, you can select who all should receive the info, including referring vet information if applicable. If the information should go to someone who's email isn't entered in NaVetor, you can manually enter the additional email(s) you wish to send to.

You can now also email from the invoice and estimate:

Comments

From the Vaccine Certificate tab on the Patient Dashboard:

Updated Date	Type	Vaccine Name	Date of Service	
12/13/2019 7:38:58 AM	Vaccination Certificate	Eye Vaccine	12/13/2019	<input type="button" value="Print"/> <input type="button" value="Email"/>
12/13/2019 7:38:51 AM	Rabies Certificate	Rabies 1 Year	12/13/2019	<input type="button" value="Print"/> <input type="button" value="Email"/>

As well as from the Statement History tab in the Client Dashboard:

Print Date	Statement Period	Days in Billing Cycle	Previous Balance \$	Interest %	Billing Fee \$	Current Balance \$	
11/18/2019	10/18/2019 - 11/18/2019	31	5436.13	1.57	1.5	6110.45	<input type="button" value="Email"/>
11/16/2019	10/15/2019 - 11/15/2019	31	5436.13	1	1	6038.94	
11/14/2019	10/14/2019 - 11/14/2019	31	5122.45	2	0	5556.32	
11/13/2019	10/13/2019 - 11/13/2019	31	5122.45	2	0	5473.4	
10/30/2019	09/30/2019 - 10/30/2019	30	4287.61	2	1	5390.48	

1 - 15 of 52 items